



Leading the Charge in the Vanadium Industry

Rapidly progressing the DFS for the development of a globally significant, high grade, vanadium project

121 MINING
INVESTMENT
23-24 OCTOBER 2018 HONG KONG

ASX: TMT, TMTO; FRA: TN6

www.tmtlimited.com.au

Important Information



Disclaimer

This presentation has been prepared by Technology Metals Australia Limited (“Company”). It does not purport to contain all the information that a prospective investor may require in connection with any potential investment in the Company. You should not treat the contents of this presentation, or any information provided in connection with it, as financial advice, financial product advice or advice relating to legal, taxation or investment matters.

No representation or warranty (whether express or implied) is made by the Company or any of its officers, advisers, agents or employees as to the accuracy, completeness or reasonableness of the information, statements, opinions or matters (express or implied) arising out of, contained in or derived from this presentation or provided in connection with it, or any omission from this presentation, nor as to the attainability of any estimates, forecasts or projections set out in this presentation.

This presentation is provided expressly on the basis that you will carry out your own independent inquiries into the matters contained in the presentation and make your own independent decisions about the affairs, financial position or prospects of the Company. The Company reserves the right to update, amend or supplement the information at any time in its absolute discretion (without incurring any obligation to do so).

Neither the Company, nor its related bodies corporate, officers, their advisers, agents and employees accept any responsibility or liability to you or to any other person or entity arising out of this presentation including pursuant to the general law (whether for negligence, under statute or otherwise), or under the Australian Securities and Investments Commission Act 2001, Corporations Act 2001, Competition and Consumer Act 2010 or any corresponding provision of any Australian state or territory legislation (or the law of any similar legislation in any other jurisdiction), or similar provision under any applicable law. Any such responsibility or liability is, to the maximum extent permitted by law, expressly disclaimed and excluded.

Nothing in this material should be construed as either an offer to sell or a solicitation of an offer to buy or sell securities. It does not include all available information and should not be used in isolation as a basis to invest in the Company.

Future matters

This presentation contains reference to certain intentions, expectations, future plans, strategy and prospects of the Company.

Those intentions, expectations, future plans, strategy and prospects may or may not be achieved. They are based on certain assumptions, which may not be met or on which views may differ and may be affected by known and unknown risks. The performance and operations of the Company may be influenced by a number of factors, many of which are outside the control of the Company. No representation or warranty, express or implied, is made by the Company, or any of its directors, officers, employees, advisers or agents that any intentions, expectations or plans will be achieved either totally or partially or that any particular rate of return will be achieved.

Given the risks and uncertainties that may cause the Company’s actual future results, performance or achievements to be materially different from those expected, planned or intended, recipients should not place undue reliance on these intentions, expectations, future plans, strategy and prospects. The Company does not warrant or represent that the actual results, performance or achievements will be as expected, planned or intended.

Competent Person’s Statement

The information in this presentation that relates to Exploration Results are based on information compiled by Mr Ian Prentice. Mr Prentice is Managing Director of the Company and a member of the Australian Institute of Mining and Metallurgy. Mr Prentice has sufficient experience relevant to the styles of mineralisation and types of deposits which are covered in this presentation and to the activity which they are undertaking to qualify as a Competent Person as defined in the 2012 edition of the ‘Australasian Code for Reporting of Exploration Results, Mineral Resources and Ore Reserves’ (“JORC Code”). Mr Prentice consents to the inclusion in this presentation of the matters based on his information in the form and context in which it appears.

The information in this report that relates to Mineral Resource estimates is based on information compiled by Mr Aaron Meakin. Mr Meakin is a Principal Consultant with CSA Global and a Member of the Australian Institute of Mining and Metallurgy. Mr Meakin has sufficient experience relevant to the styles of mineralisation and types of deposits which are covered in this report and to the activity which he is undertaking to qualify as a Competent Person as defined in the 2012 edition of the ‘Australasian Code for Reporting of Exploration Results, Mineral Resources and Ore Reserves’ (“JORC Code”). Mr Meakin consents to the inclusion in this report of the matters based on his information in the form and context in which it appears.

The information that relates to Ore Reserves is based on information compiled by Mr Daniel Grosso and reviewed by Mr Karl van Olden, both employees of CSA Global Pty Ltd. Mr van Olden takes overall responsibility for the Report as Competent Person. Mr van Olden is a Fellow of The Australasian Institute of Mining and Metallurgy and has sufficient experience, which is relevant to the style of mineralisation and type of deposit under consideration, and to the activity he is undertaking, to qualify as Competent Person in terms of the JORC (2012 Edition). The Competent Person, Karl van Olden has reviewed the Ore Reserve statement and given permission for the publication of this information in the form and context within which it appears.

The information in this report that relates to the Processing and Metallurgy for the Gabanintha project is based on and fairly represents, information and supporting documentation compiled by Damian Connelly who is a Fellow of The Australasian Institute of Mining and Metallurgy and a full time employee of METS. Damian Connelly has sufficient experience relevant to the style of mineralisation and type of deposit under consideration and to the activity which he is undertaking to qualify as a Competent Person as defined in the 2012 Edition of the ‘Australasian Code for Reporting of Exploration Results, Mineral Resources and Ore Reserves’ (“JORC Code”). Damian Connelly consents to the inclusion in the report of the matters based on his information in the form and context in which it appears.

All currency amounts are in AUD\$ unless stated otherwise.

Invest in a World-Class Vanadium Development Project



- Vanadium – stand out commodity over past 18 months
 - Structural change in industry resulting in global deficit
 - Price increased 5 fold in past 18 months from US\$5/lb to ~US\$25/lb V_2O_5
- Gabanintha – a globally significant vanadium deposit
 - Large high grade resource in Murchison region of Western Australia
 - Initial Probable Reserve of 16.7Mt at 0.96% V_2O_5
- Robust Pre-Feasibility Study* delivered June 2018
 - Industry competitive US\$4.27/lb V_2O_5 operating cash cost
 - Production rate of up to 13,000tpa of high purity V_2O_5
- Progressing Definitive Feasibility Study for June quarter 2019 delivery
 - Industry leading consultants with considerable expertise in their fields
 - Focused on delivering a high quality outcome in a competitive time frame
- Global Peer
 - Largo Resources, Inc. (TSX:LGO CN\$1.9bn) operating Maracas Menchen Mine, Brazil, upgrading from ~10,000tpa to ~12,000tpa V_2O_5



*Refer TMT ASX announcement dated 21 June 2018 for full details of the pre-feasibility study

Corporate Overview

Company Snapshot

ASX Codes	TMT, TMT0
Proforma cash as at 30 Sept 2018*	~\$7.3m
Market Cap (as at 17 October 2018)	~\$34.0m
Tradeable Shares on Issue	47.5m
Escrowed Shares on Issue**	22.5m
Total Shares on Issue*	70.0m
Unlisted Options (various)***	20.61m
Listed Options - (\$0.40 – 24/05/20)	6.13m

* \$6M Placement & 12,000,000 fully paid shares issued – Refer ASX Announcement 5 October 2018

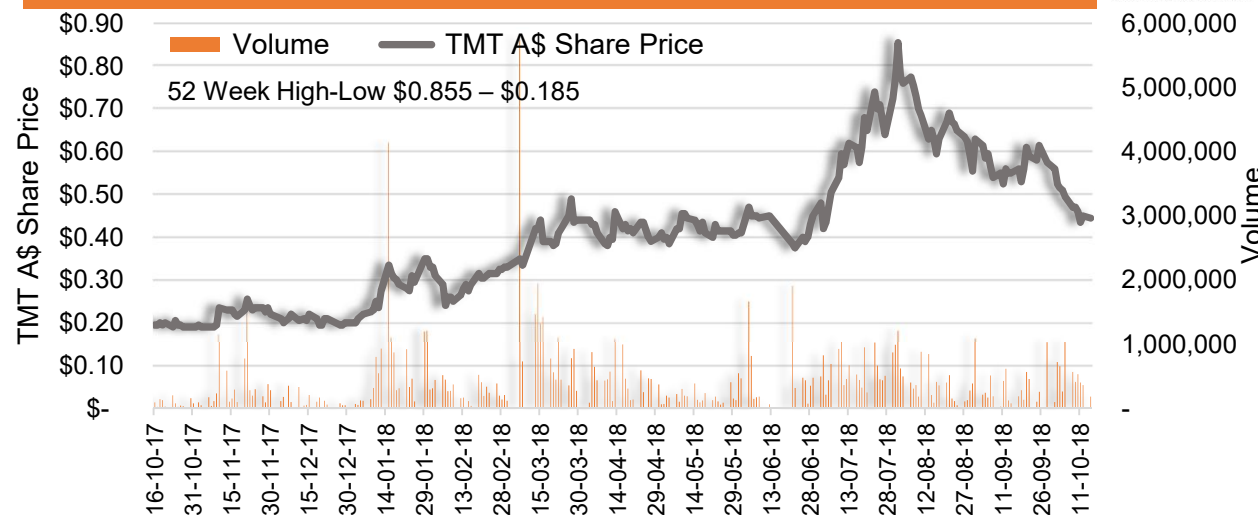
** 22.5m shares, 13.7m \$0.25 options subject to restriction until 21 December 2018,

*** 14.6m \$0.25, 31/12/19 expiry; 2.75m \$0.35 12/01/21 expiry; 3.26m \$0.40, 24/05/20 expiry

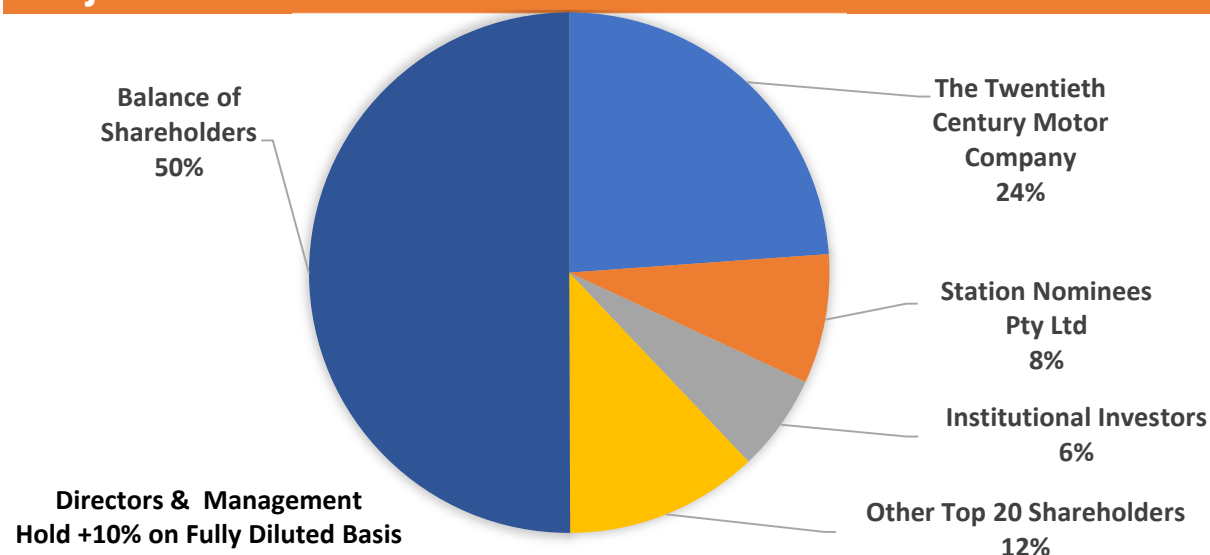
"We think there's a revolution coming in vanadium redox flow batteries. You'll have to get into the mining business and produce ultra-pure vanadium electrolyte for those batteries on a massive scale"

- Robert Friedland, May 2017

12 Month Share Price Performance



Major Shareholders



Experienced Board and Development Team



Michael Fry **Non-Executive Chairman**

Michael Fry holds a Bachelor of Commerce degree from the University of Western Australia, is a Fellow of the Financial Services Institute of Australasia, and is a past member of the Australian Stock Exchange.

Mr Fry has extensive corporate and commercial experience, financial and capital market knowledge and a background in corporate treasury management.



Ian Prentice **Managing Director**

Mr Prentice is a Member of the Australasian Institute of Mining and Metallurgy and holds a Bachelor of Science (Geology) from the University of Western Australia.

Mr Prentice has served as a Director for a number of ASX-listed resource companies, with activities ranging from exploration and project acquisition in Asia and Africa through to project development and production in Australia.



Sonu Cheema **Non-Executive Director and Company Secretary**

Mr Cheema has completed a Bachelor of Commerce majoring in Accounting at Curtin University and is a member of CPA Australia.

Mr Cheema holds the position of Accountant and Company Secretary for Cicero Corporate Services and has over 10 years' experience working with public and private companies in Australia and abroad.



Vanadium Markets

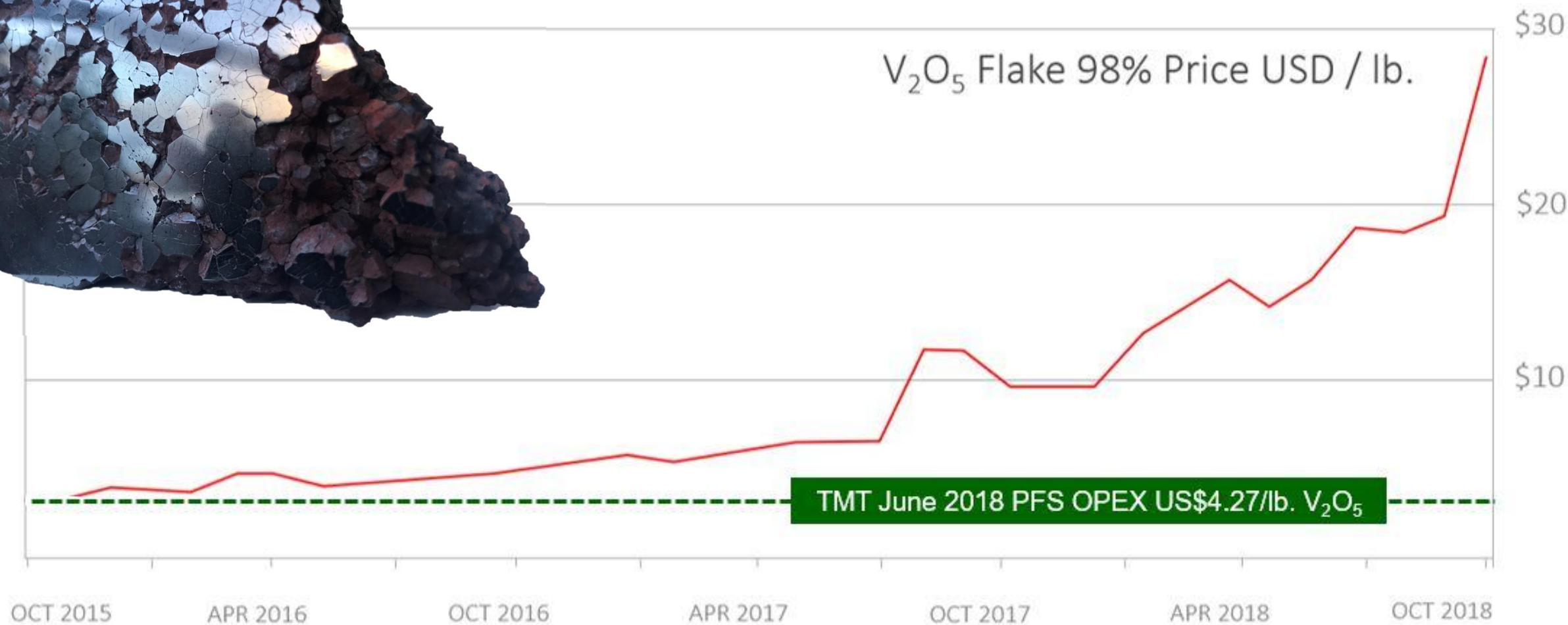

Outlook

Supply/Demand

VRB's

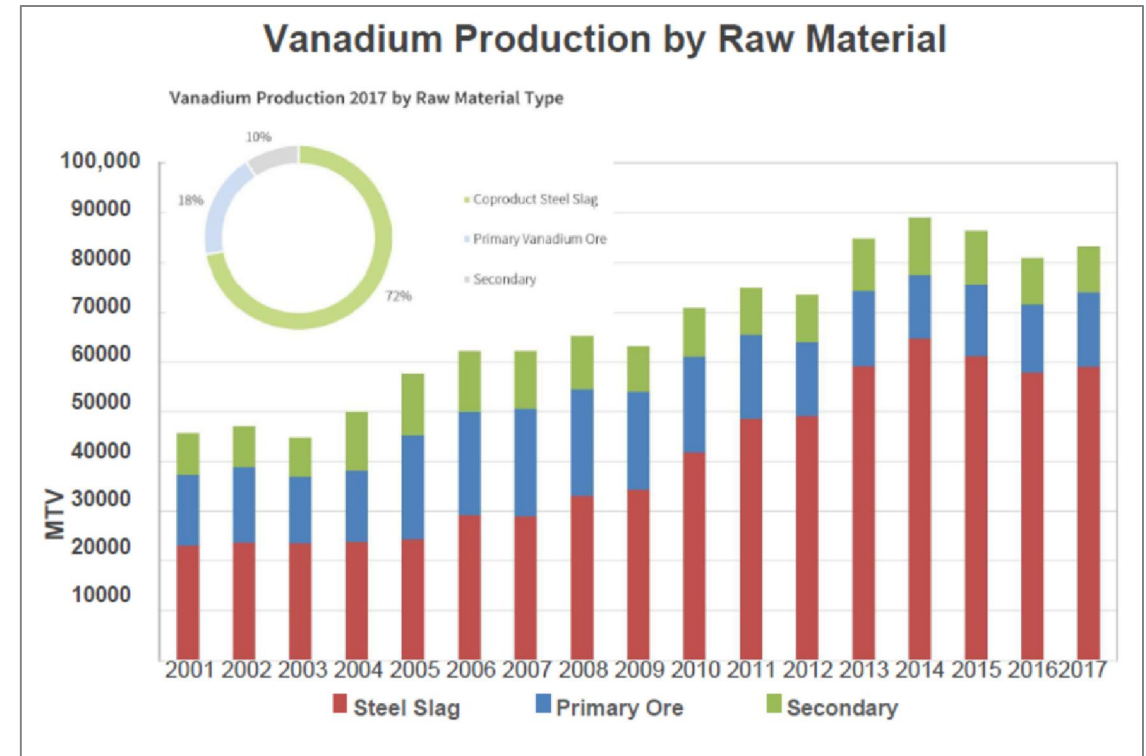


Vanadium Shines



Vanadium Supply Constraints

- Structural change in industry has seen consumption outstrip supply since 2010.
- Global industry rationalisation, strict environmental regulations in China and limited new supply resulting in a production decline.
- Ban on slag imports to China implemented 1 January 2018 amidst shutdowns of Chinese plants.
- Annual global production in 2017 (~83,200t V metal) made up of steel slag co-product (72%), primary ores (18%) and 10% from secondary.
- China was largest producer at 57% of supply, followed by Russia and South Africa.
- Production from existing sources forecast to reach ~111,900t V metal by 2025 (source: TTP Squared).



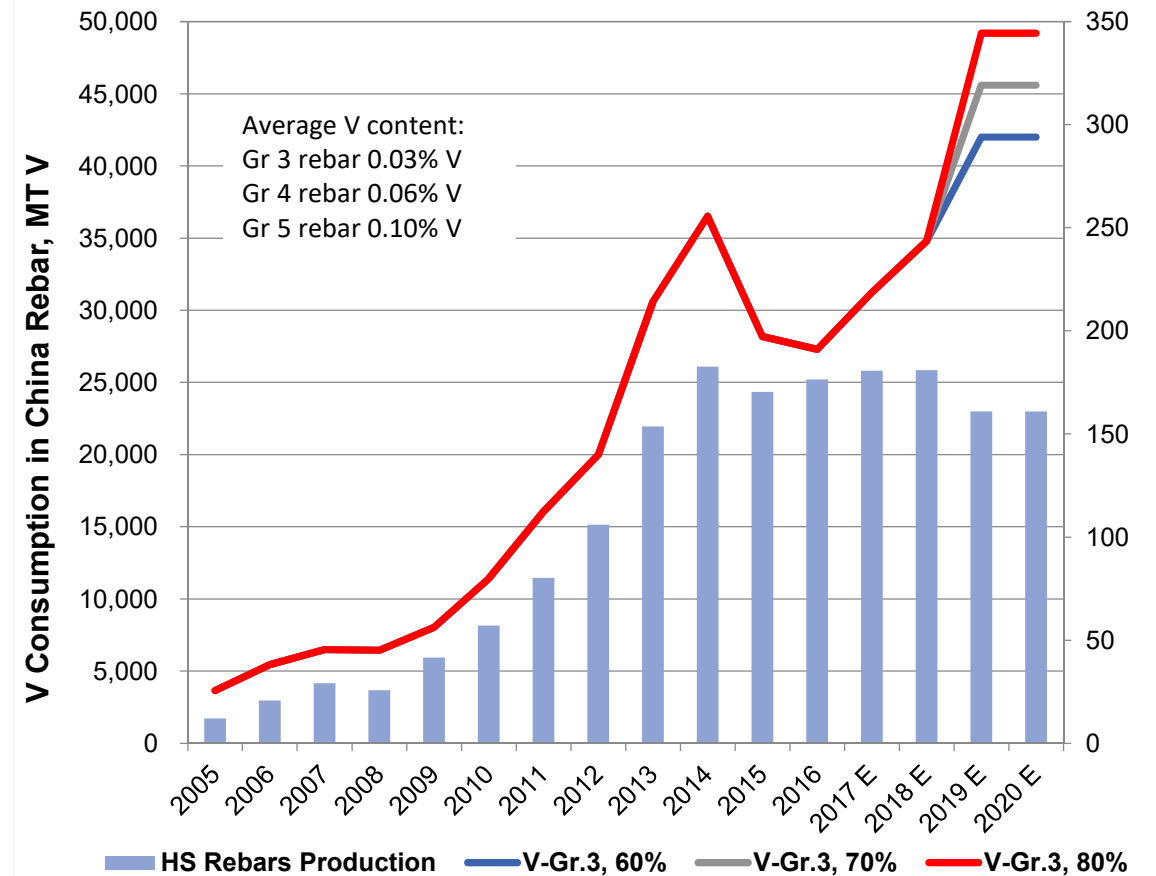
Source: Vanitec

Vanadium Consumption Increasing



- Consumption in 2017 (~85,800t V metal) dominated by steel alloys (86%) with chemical industry and energy storage at 9% and aeronautical at 5%.
- Global consumption dominated by China at 44%, Europe at 18% and North America at 12%.
- Growth of intensity of use of vanadium in steel is the main driver of increasing consumption.
- New Chinese Rebar standards will see intensity of use in China increase from 0.048kg/T steel towards European / USA levels of 0.078 – 0.097kg/T steel.
- Global consumption forecast to increase to 133,200t V metal by 2025 (source: TTP Squared).

Vanadium Consumption in Chinese Rebar



Source: China Iron & Steel Research Institute (CISRI)

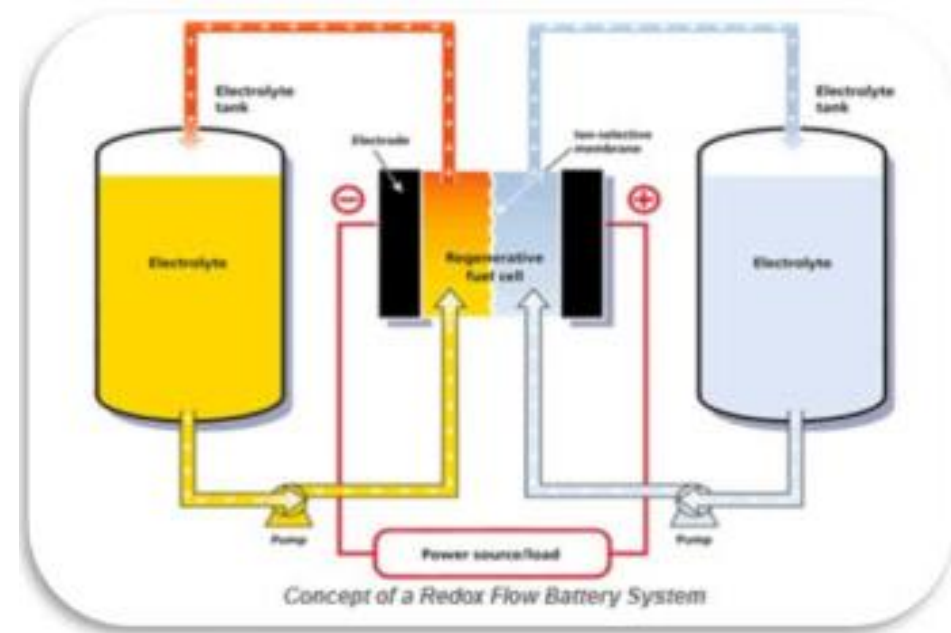
Market Disrupter – VRB's

- Vanadium Redox Batteries (VRB's) provide an efficient storage and re-supply solution for renewable energy, suitable for large-scale applications.
- VRB's are able to time-shift large amounts of previously generated energy for later use – balancing solar and wind intermittency.
- Vanadium ions in different oxidation states are used to store energy; battery capacity expandable by adding more storage tanks.
- VRB and chemical industry vanadium demand set to climb to 23,730t V metal by 2020.
- Rongke Power developing a 200MW/ 800MWh battery in Dalian, China, using ~6,960 tonnes V_2O_5 .



Advantages of VRB's

- Lifespan of +20 years with very high cycle life (up to 20,000 cycles) and no capacity loss.
- Rapid recharge and discharge, with very fast response time (<70ms).
- Can discharge to 100% with no performance degradation with excellent long term charge retention.
- Only one battery element – vanadium is anode and cathode – unique among flow batteries.
- Easily scalable into large MW applications; provide a grid scale solution – peak shaving, regulating load frequency, driving grid efficiency.
- Suitable for micro grids for remote communities, mine sites, islands etc.
- Improved safety (non-flammable) compared to Li-ion batteries.



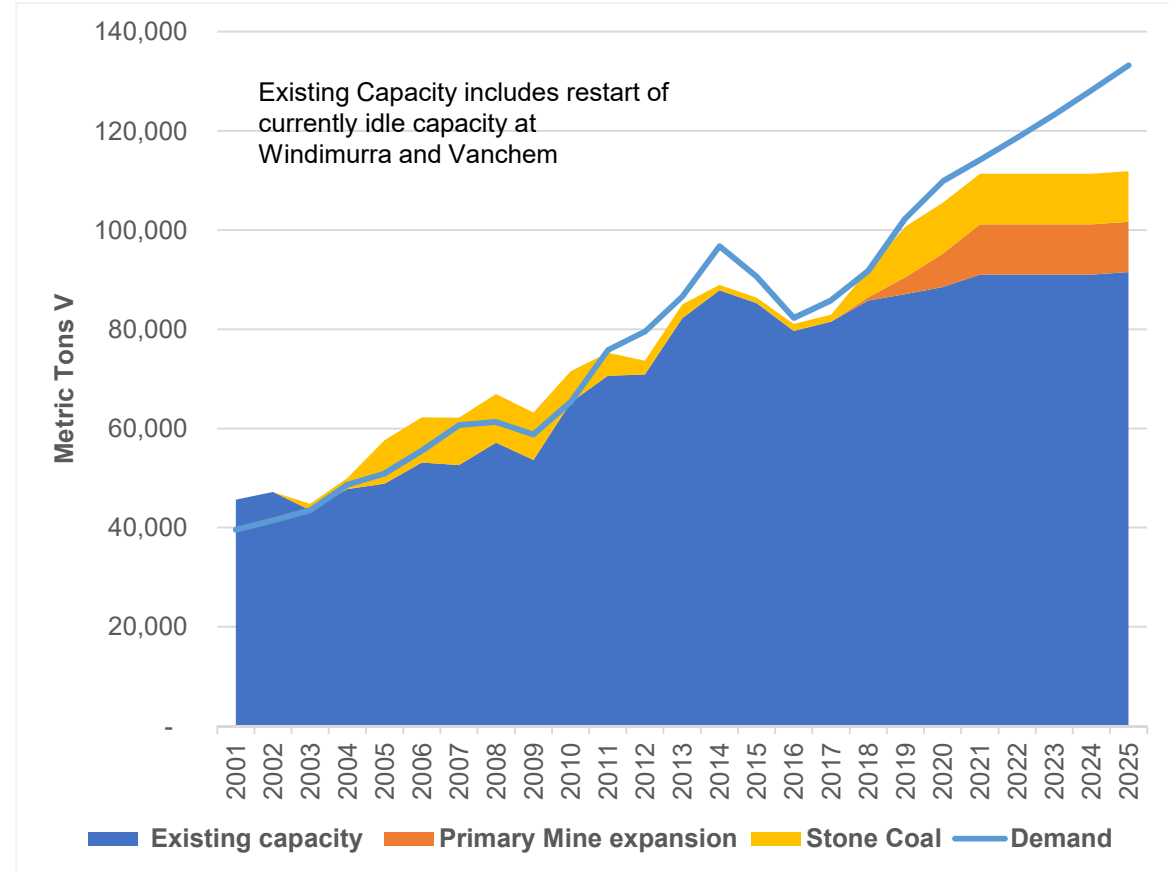
Vanadium Market in Deficit

- Shortfall of ~2,600t V metal in 2017, with World (ex China) consumption outstripping supply since 2006.
- Chinese production constraints and expanding domestic consumption impacting on Chinese exports ability to fill global supply gap.
- Current V_2O_5 pricing¹ reflects surging Chinese demand and limited readily available supply:
 - **CHINA** US\$30.00 – 31.40/lb
 - **EUROPE** US\$23.60 – 25.00/lb
- Global deficit forecast to increase to ~21,300t V (~37,900t V_2O_5) in 2025 (Source: TTP Squared) assuming full resumption of Chinese Stone Coal production.
- Emerging primary producers vital to meeting the increasing demand.

1 – Source: FerroAlloyNet, 17 October 2018.



Vanadium Supply and Demand

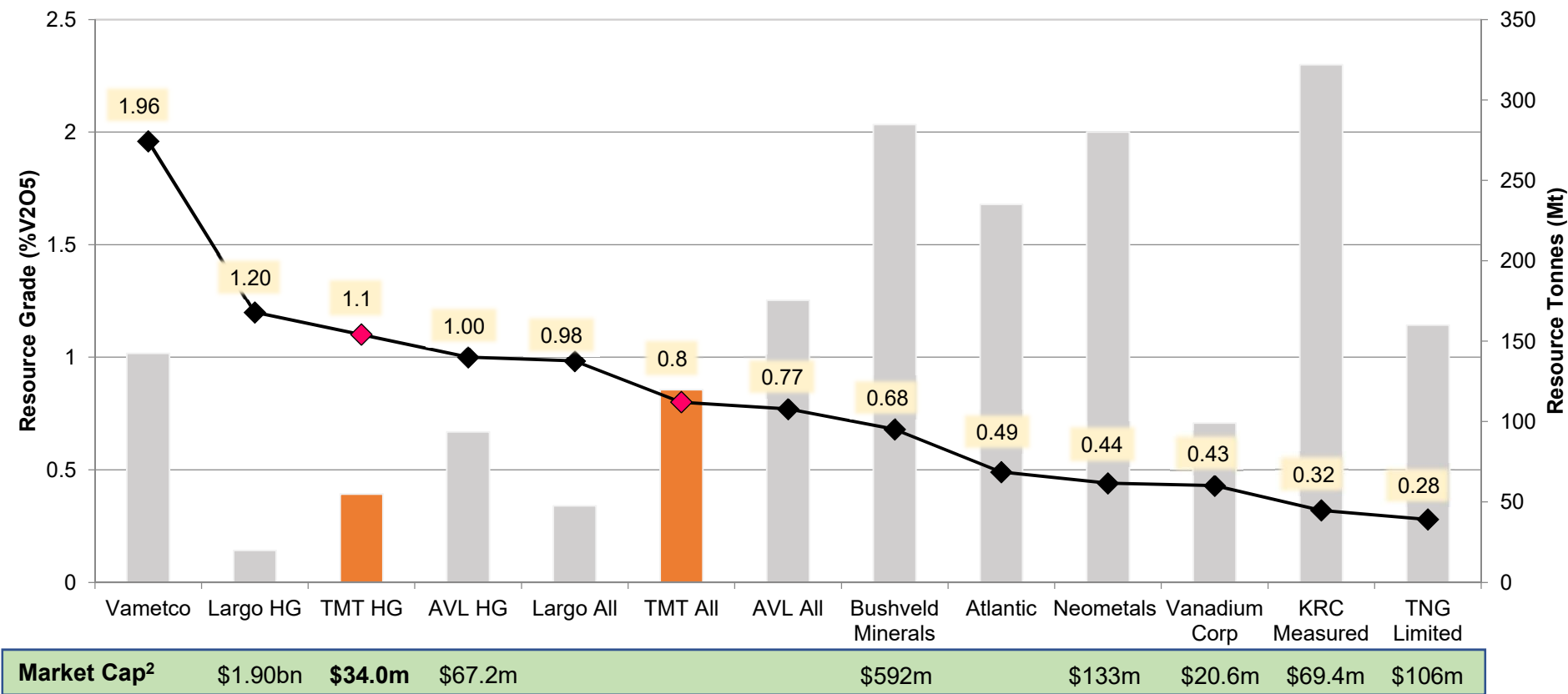


Source: TTP Squared

Global Vanadium Projects (ex China)



TMT at the Right End of the Chart



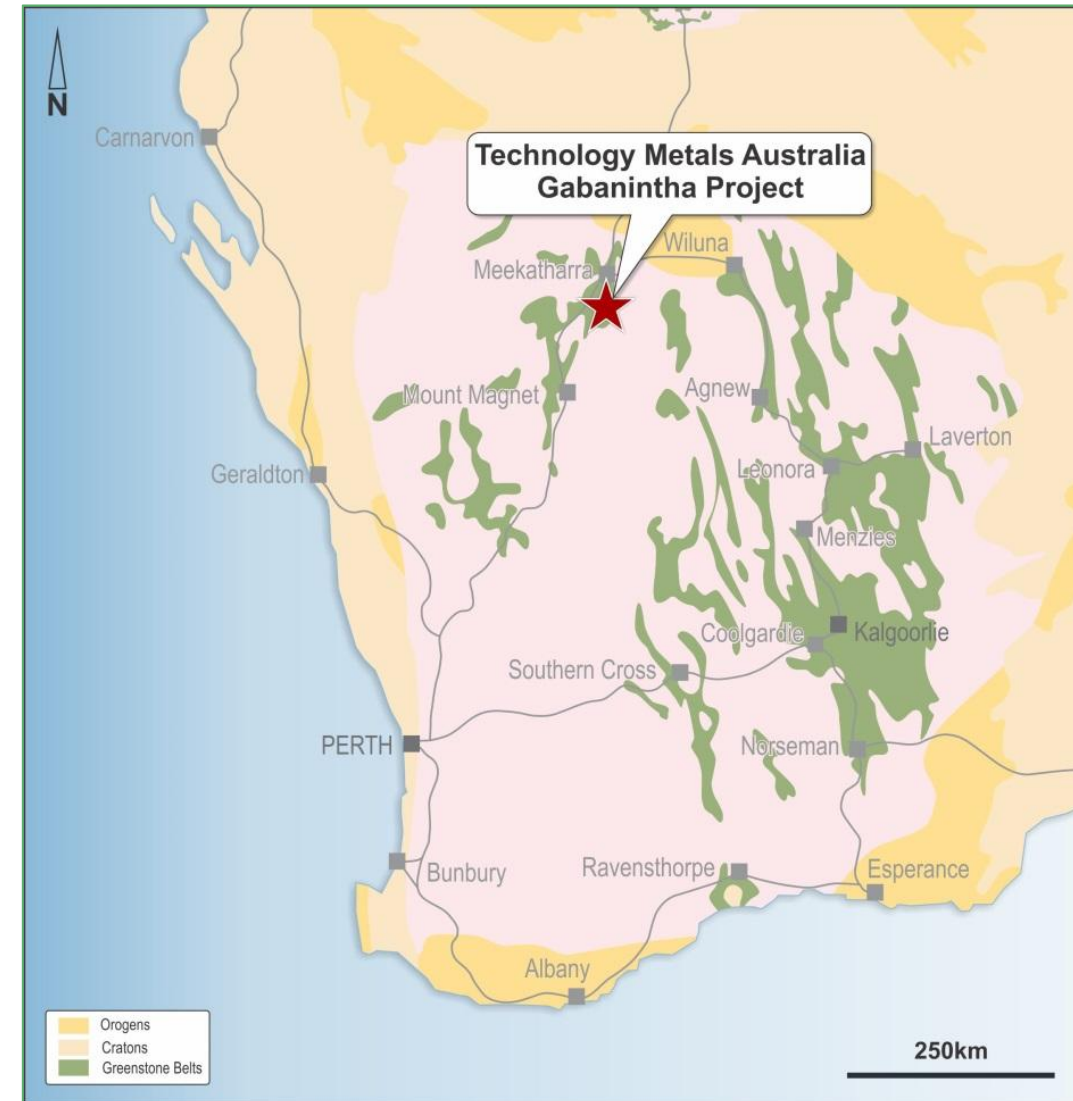
2 – Market capitalisation of listed entities as at 18 October 2018. Bushveld Minerals and Neometals hold other significant resource assets. Vametco 75% owned by Bushveld Minerals. Atlantic Limited not listed.

Gabanintha Vanadium Project



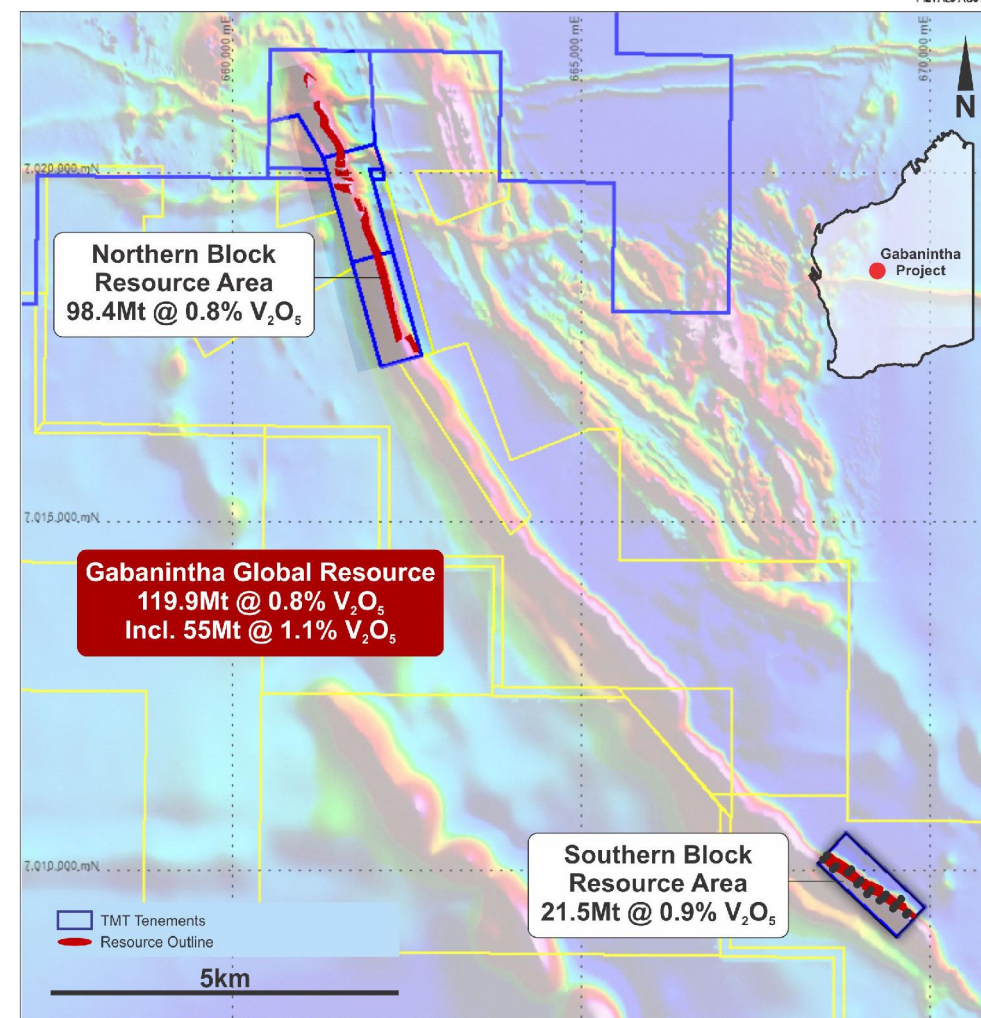
Project Overview

- 40km South East of Meekatharra in Western Australia.
- Excellent infrastructure – sealed Highway from Perth passes within 30km of the project.
- Port of Geraldton 500km to the south west accessible via sealed highway.
- Gas pipeline within 160km.
- Granted tenure with Mining Lease applications in place.
- Global resource of 119.9Mt at 0.8% V_2O_5 including exceptional high grade component of 55.0Mt at 1.1% V_2O_5 .
- Maiden reserve of 16.7Mt at 0.96% V_2O_5 contained within initial Indicated resource of 21.6 Mt at 0.9% V_2O_5 .



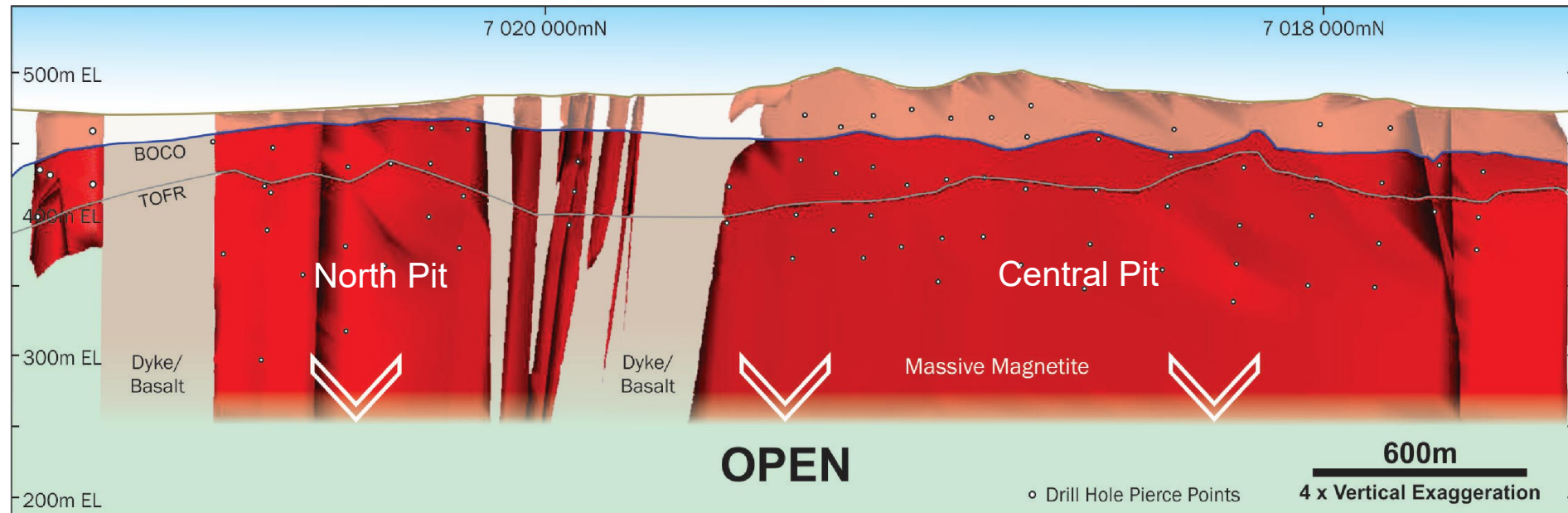
Geological Setting

- Mineralisation hosted by a layered mafic igneous unit – magnetite layers host high grade vanadium and titanium.
- Project contains over 5.5km strike length of the mineralised unit – divided in to Northern Block and Southern Tenement.
- Outstanding consistency of grade and continuity of mineralisation within broad high grade basal massive magnetite zone.
- Mineralisation outcrops along majority of strike length and dips to the west / south west at 55° to 60°.
- High grade basal massive magnetite zone overlain by multiple medium grade zones.
- Mineralisation remains open at depth with high grade zone intersected at in excess of 190m vertical.



Geological Control

- Northern Block divided into two main zones – North and Central.
- Thickening of high grade mineralisation evident in +700m long North Zone along with a significantly shallower oxidation profile.
- Very shallow oxidation profile in North Zone enables early access to transitional and fresh material – priority for initial open pit development.
- Southern Tenement has similar very shallow oxidation profile.



June 2018

Pre-Feasibility Study



Pre-feasibility Study Delivers³

Key Metrics

Probable Reserve	16.7Mt at 0.96% V ₂ O ₅
Processing Schedule	19.2Mt at 0.96% V ₂ O ₅ (includes 13% Inferred Mineral Resource)
Processing Route	Conventional salt roast / water leach
Initial Mine Life	13 years
Production LOM	~129,000 tonnes V ₂ O ₅
Annual Output	~11,700 to 13,100 tonnes V ₂ O ₅ from years 2 to 10
LOM Strip Ratio	5.6:1 across two open pits; North Pit and Main Pit
Production Commencement	Targeting 2021



³ – Refer TMT ASX announcement dated 21 June 2018 for full details of the pre-feasibility study.

Pre-feasibility Financial Results³

Financial Metrics

CAPEX	~A\$380M (US\$284)
Operating costs	US\$4.27/lb V ₂ O ₅
LOM Revenue	A\$4,935m
LOM EBITDA	A\$3,070
Pre-tax NPV (10% discount rate)	A\$1.3bn (US\$958m)
IRR	55%
Post-tax NPV (10% discount rate)	A\$850m (US\$637m)
IRR	43%
Payback on capital	<2.5 years including 6 months ramp up
US\$:A\$ FX Assumption	0.75
Vanadium Price Assumption*	US\$13/lb V ₂ O ₅

* – Source: Merchant Research & Consulting

3 – Refer TMT ASX announcement dated 21 June 2018 for full details of the pre-feasibility study.

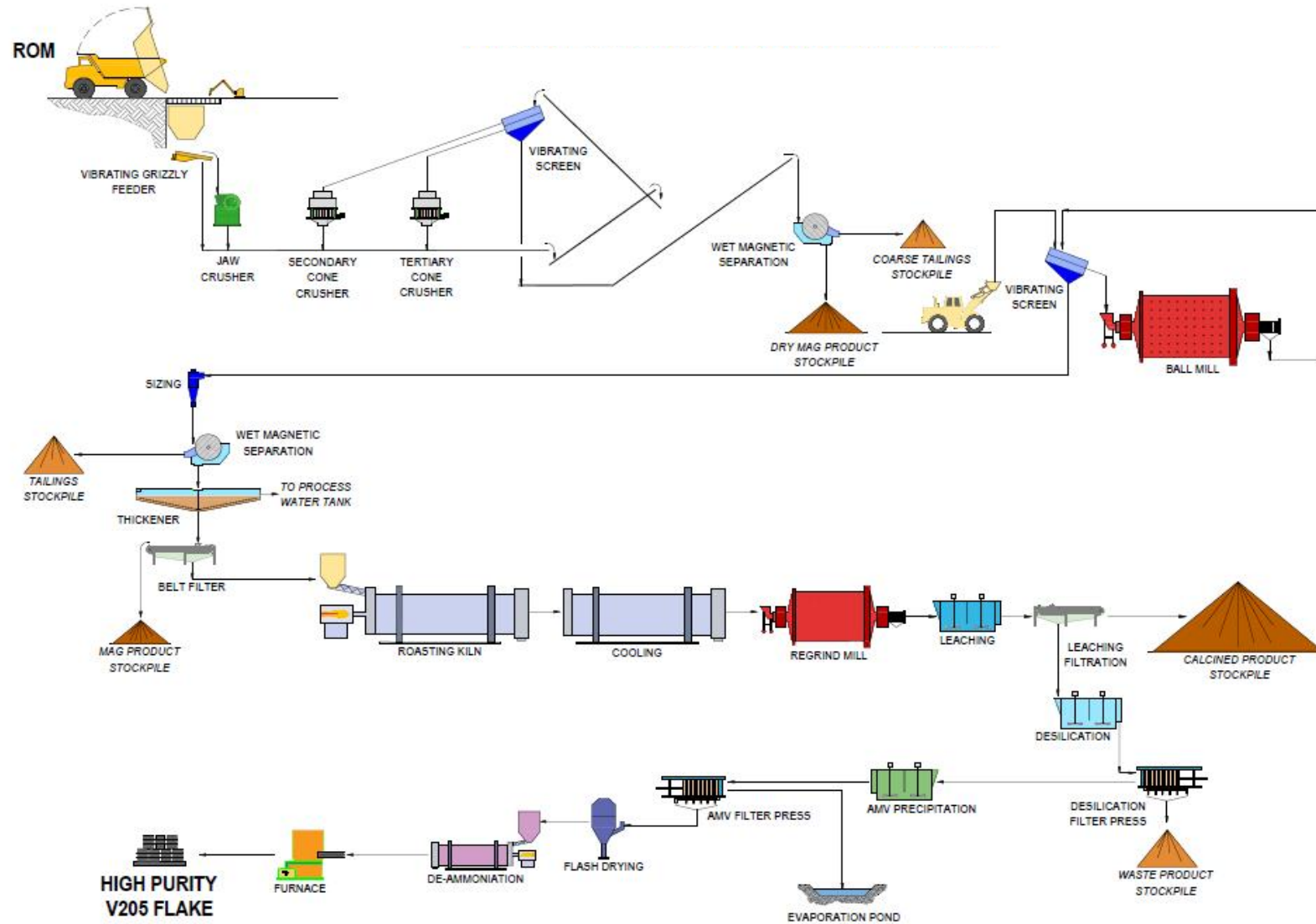


Metallurgical Bench Scale Testwork⁴

- Testwork completed on diamond drilling samples; six initial composites with weights ranging from 29kg to 49kg.
- Recoveries of up to 97.8% V in to magnetic concentrate with very high weight recoveries of up to 85.6%.
- Concentrate grades of +1.3% V_2O_5 for transitional and fresh high grade massive magnetite zone.
- Exceptional rejection of deleterious elements Si and Al results in very high quality magnetic concentrate.
- Downstream test work confirms conventional salt roast / water leach processing with low reagent consumption.
- Final product grades of +99.5% V_2O_5 achieved.
- Product expected to be suited to both steel and chemical / VRB industries.

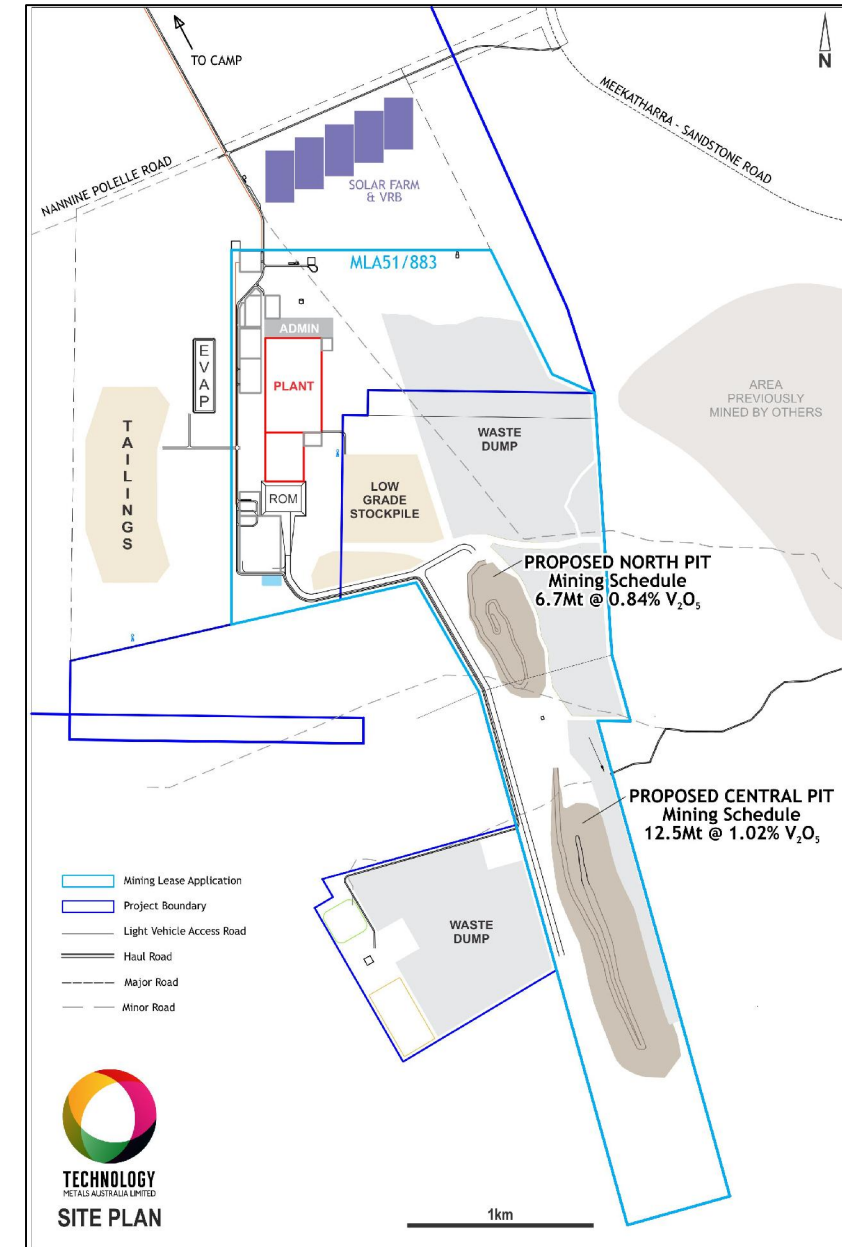


Proposed Processing Flow Sheet



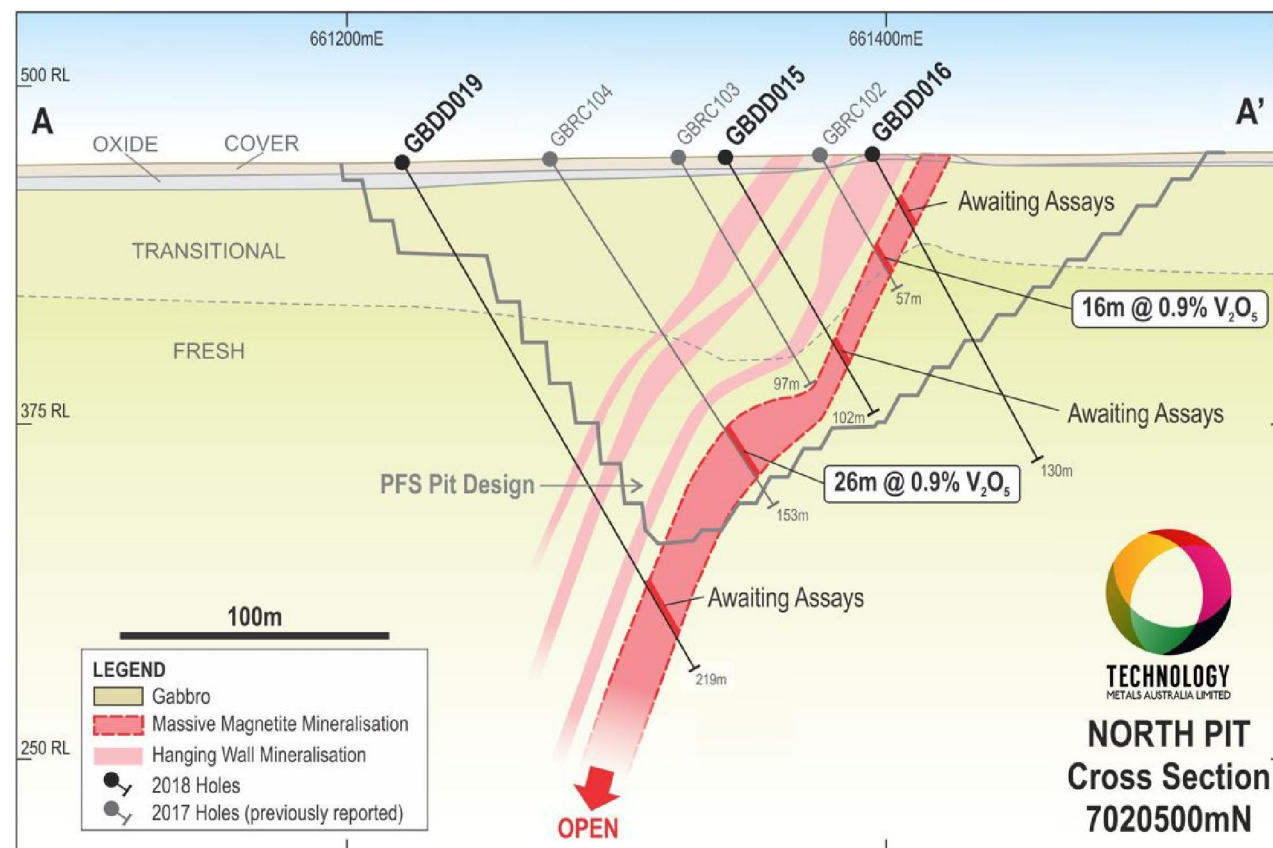
Study Team Rapidly Progressing DFS

- DFS being executed by Wave International, managed and assisted by TMT geological and processing personnel, with contribution from a range of industry leading consultants.
- Stage 1 project enhancement drilling program completed.
- Bulk sample collection drilling program completed along the strike of the proposed North Pit.
- Product generation testwork has delivered high purity 99.53% V_2O_5 with scaled-up kiln testwork underway.
- Detailed process plant engineering and design work completed with packages sent to prospective vendors for quotation.
- Environmental and heritage studies progressing in support of advancing mining lease grant and statutory approvals.
- On track to deliver high quality DFS results June quarter 2019.



Project Enhancement Opportunities

- PFS identified significant enhancement opportunities, including:
 - Open pit designs limited by drilling depth/Indicated resource.
 - Conversion from Inferred to Indicated Resources to materially increase mine life.
 - Detailed geotechnical data to enable steeper open pit walls, thereby reducing strip ratio.
- Stage 1 project enhancement drilling⁵ has confirmed extension of massive magnetite mineralisation and competency of host rocks.
- It is expected that this drilling data will enable an upgrade of the Indicated and Global Resources.
- Extension of Indicated Resource and steeper open pit walls will enable open pits to be extended at depth, thereby increasing mine life.

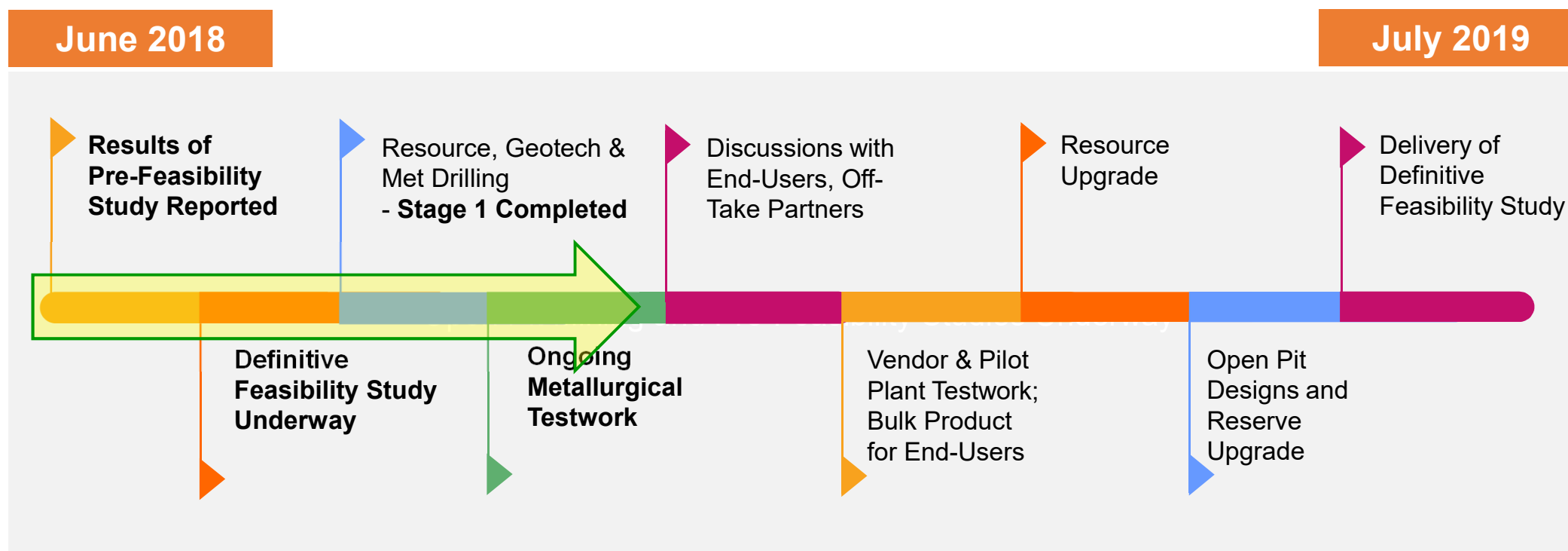


5 – Refer TMT ASX announcement dated 5 October 2018 – “Gabanintha Stage 1 Drilling Completed”.

Gabanintha Development Strategy



"Aggressive development timeline maintained"



Investment in Technology Metals

- **Leveraged to structural change in vanadium industry** with positive outlook for commodity pricing driven by demand growth in steel and VRB's.
- **Exposure to a globally significant** high grade, large scale and long life vanadium development project.
- **PFS confirms conventional** processing and open pit mining resulting in a lower risk development scenario.
- **Rapidly progressing the DFS** supported by a team of industry experts to execute the significant project enhancements identified in the PFS.
- **Stable well resourced mining environment** with excellent infrastructure and access to services.
- **Experienced Board and management** team focused on rapidly progressing the project to maximise shareholder value.



Suite 9, 330 Churchill Ave
Subiaco WA 6008
AUSTRALIA

Ph: +61 8 6489 1600
Fax: +61 8 6489 1601

Ian Prentice: ian@tmtlimited.com.au

Website: www.tmtlimited.com.au

Global Mineral Resource⁶



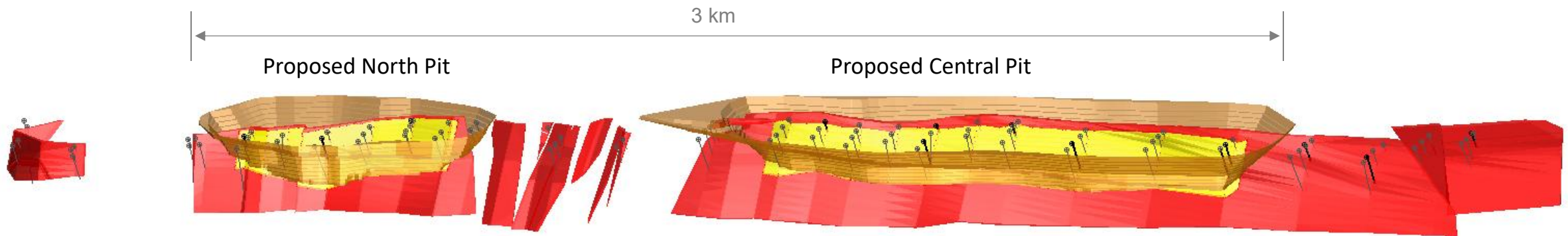
- Overall Global Resource of **119.9Mt at 0.8% V₂O₅** split between **98.4Mt at 0.8% V₂O₅** in the Northern Block and **21.5Mt at 0.9% V₂O₅** in the Southern Tenement.
- One of the highest grade deposits in the World, with exceptional high grade resources of **55.0Mt at 1.1% V₂O₅** within consistent basal massive magnetite.
- Probable Reserve of 16.7Mt at 0.96% V₂O₅** contained within **Indicated Resource of 21.6Mt at 0.9% V₂O₅** (Northern Block only – includes a high grade component of 14.5Mt at 1.1% V₂O₅).
- Scope identified to materially increase the Indicated Resource within an expanded global resource.

Technology Metals Gabanintha Vanadium Project - Global Mineral Resources as at March 2018										
Material	Classification	Tonnage (Mt)	V2O5%	Fe%	Al2O3%	SiO2%	TiO2%	LOI%	P%	S%
Massive magnetite	Indicated	14.5	1.1	49.2	5.1	5.8	12.8	-0.2	0.007	0.2
	Inferred	40.5	1.1	48.3	5.5	6.5	12.7	0.2	0.007	0.2
	Indicated + Inferred	55.0	1.1	48.5	5.4	6.3	12.7	0.1	0.007	0.2
Disseminated magnetite	Indicated	7.1	0.6	29.9	12.6	24.4	7.8	2.9	0.032	0.1
	Inferred	57.7	0.6	27.2	13.7	26.7	7.2	4.0	0.024	0.2
	Indicated + Inferred	64.9	0.6	27.5	13.5	26.4	7.2	3.9	0.025	0.2
Combined	Indicated + Inferred	119.9	0.8	37.1	9.8	17.2	9.7	2.1	0.016	0.2

* Note: The Mineral Resource was estimated within constraining wireframe solids using a nominal 0.9% V2O5 lower cut-off for the Massive magnetite zone and using a nominal 0.4% V2O5 lower cut-off for the banded and disseminated mineralisation zones. The Mineral Resource is quoted from all classified blocks within these wireframe solids above a lower cut-off grade of 0.4% V2O5. Differences may occur due to rounding.

6 – Refer TMT ASX announcements dated 13 June 2017, 18 December 2017 and 6 March 2018 for full details of the mineral resource estimation.

Northern Block Resource Classification

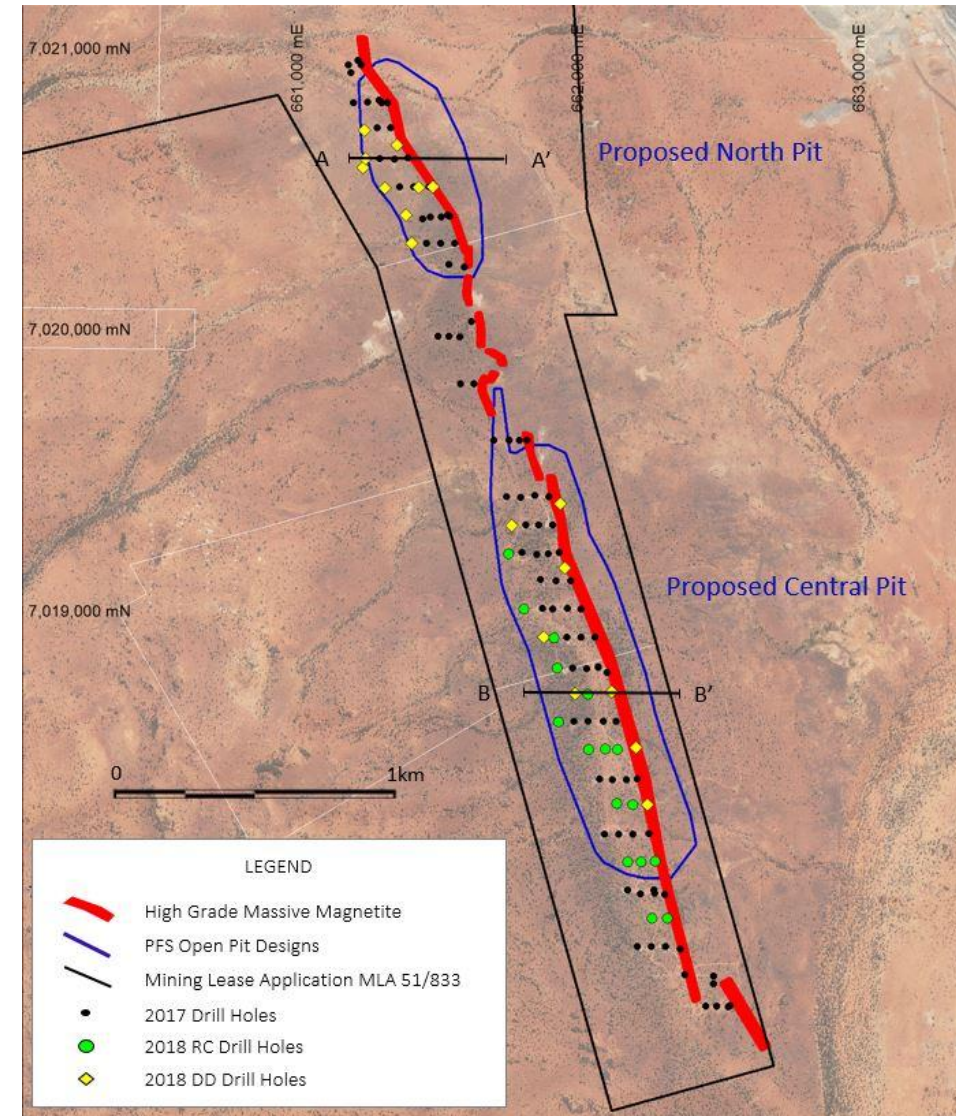


Long section view towards the east (090°) of classified model (Indicated – yellow, Inferred – red)

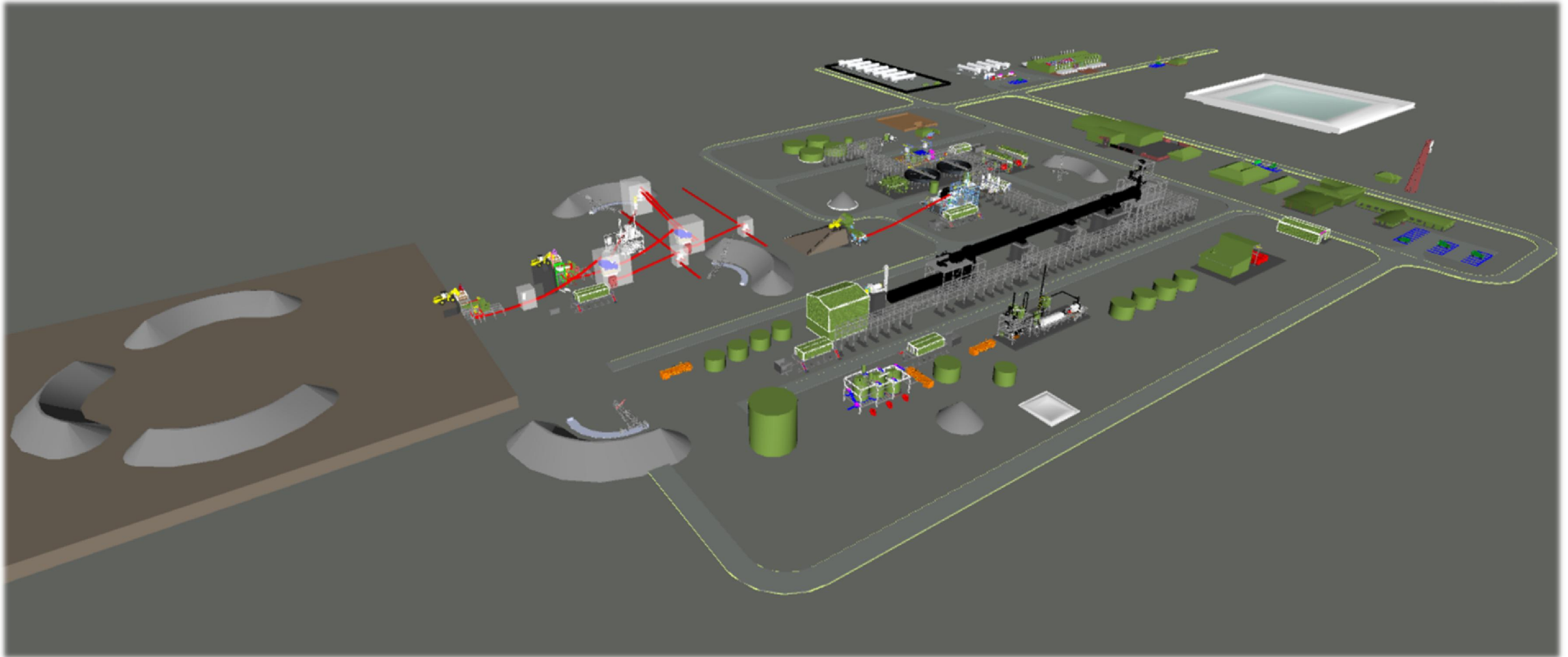
- PFS open pit designs for North Pit (mining schedule of 6.7Mt at 0.84% V_2O_5) and Central Pit (mining schedule of 6.7Mt at 0.84% V_2O_5).
- Highlights that pit designs capture the majority of the Indicated Resource (yellow), the lack of drilling beneath the pit designs and the broad spacing of drilling at the southern end of the Central Pit.
- Clear scope to materially increase the Indicated Resource within an expanded Global Resource.
- Drilling has now been completed to depth below the pit designs and infilled to minimum 100m line spacing.
- Bulk sample drilling in North Pit expected to upgrade a portion of the resource to Measured Category.

Stage 1 Project Enhancement Drilling

- 6,730m of RC and Diamond drilling (45 holes) across the Northern Block and Southern Tenement.
- Resource infill and extension holes intersected broad zones of massive magnetite mineralisation.
- Massive magnetite mineralisation intersected 25 to 50m down dip of Indicated Resource, to vertical depths of up to 190m.
- Shallow oxidation profile confirmed at North Pit and Southern Tenement.
- Competency of footwall rocks confirmed, which combined with shallow oxidation, highlight opportunity to steepen pit walls.



Processing Facility Schematic



Gabanintha Project – Schematic Processing Plant Layout